



**WESTERN
OREGON
CONTROL
LINE
FLYERS**

THE WOLF CALL

Special End of 2024 Issue

**ACADEMY OF MODEL AERONAUTICS
CHARTER CLUB #3464**

Upcoming Area Events

January 1st Oregon Flying Fun #1 Portland

Greetings All! Yer Olde Editor thought it might be nice to get another actual newsletter out before the end of the year, so here it is! This issue will have plenty of stuff ripped off from other sources because that's the best way for me to fill up the pages. Trust me, you really don't want to have only my blather in here.

First of all a most Merry Christmas and Happy New Year wishes to everybody. Looking forward to another great flying season. It will be here before you know it.

Speaking of flying, the first organized activity of the year will be a New Years Day fun fly up in Portland. This will be the first stop of the Oregon Fun Fly series that we have done for several years now. Hosting this will be the Northwest Fireballs club who always put on a good event.

Flying Site News: No, we don't have any news about a replacement flying field. But with a recent contact with the Salem Airport manager we learned that the paved circle demolition has been put on the back burner again. This means we will most likely be able to continue use of the circle until sometime next summer. Because of this, we are now able to host one of the fun fly installments, which will be March 15. Originally the Roseburg site was going to be used for the February and March dates. The Eugene Prop

Spinners club will be co-hosting the March date with WOLF. There is an information flyer elsewhere in this issue, along with a calendar for most of next years dates. Check it out!

Another date to take note of is February 1st. That will be the time for our 2025 Annual General Meeting. The restaurant that we have previously used is closing and will not be available. Another venue has been located that should work out just fine and yes, it is easy to find. They have a nice large private room that we will use. The emphasis this year will be more on socializing and less on business. If you have modeling stuff you want to sell or trade, bring it along as we have added that to the agenda. Yes, there is an informational flyer within these pages.

Dooz R Doo! Yup, it's that time of the year to pay up for your club membership. Please note that as per a club vote at our last meeting, the annual dues rate has increased. There is a club membership renewal form included in this issue. Please note any changes in your information. If you want to wait, the dues can be paid at the meeting.

Here's an encouraging note from our acting club president.....

I'd like to give kudos to all you brave winter flyers around our area. It's tough weather at times but I hear about folks getting up flights no matter what Mother Nature throws our way. A big hat tip to all the regular fliers in Eugene, Portland, central Oregon, our friends near Medford, and those of us around Salem who aren't scared of wind and a little rain. Keep it going, sunshine will return!

..... Jerry Eichten

SLOW

SLY-51R

* MODIFIED CONSTRUCTION

- #1 1/2" FUSELAGE (NO CTR. RIB)
1-PIECE
- #2 1/16" PLY T.E. DOUBLERS ADDED
- #3 STAB & ELEVATOR CHANGE
(SEE SHEET 2)
- #4 TRAILING EDGE SPRUCE
and NYLON CORD.

HEAVY DUTY
QUICK LINK
#4-40

#440 PUSHROD

Z-BEND

1/8" PLY WING TIP
NO 1 OZ. WEIGHT

NYLON BELLCRANK

1" PLYWOOD
BELLCRANK
MOUNT

1/16" PLY
RUDDER

1/32 PLY DOUBLER

NYLON
CONTROL
HORN

1/8 HARD BALSAL
OR BRASS ELEV

1/4 STAB

1/2 BALSAL
FUSELAGE

1/16 PLY T.E.
DOUBLERS (2)

CTR. SPAR
DOUBLER
(2)

1" DIA.
DOWEL
8" LG.

1/8 PLYWOOD
DOUBLERS (2)

1/8" x 3/8" MAPLE
MOTOR
MOUNTS (2)

1/8" x 3/8" SPRUCE
OR BASSWOOD
(WHITE GLUE TO FOAM)

1/8" x 3/8" SPARS
22" LG. (4)

1/2" DIA. NYLON
(USED WACKER)
CORD
"CYA" GLUE
TO T.E.


ADJ. BY
MOVING
EYELET TO
BRASS EYELET
EACH HOLE
Lead out guides

NOTE:
GLUE WING TO
FUSELAGE WITH
CLEAR SILICONE
OR R/C 56

FOAM WING CORE
COVER W/ LOW TEMP
COVERING

TAPERED TO
1/4" AT THE TIP

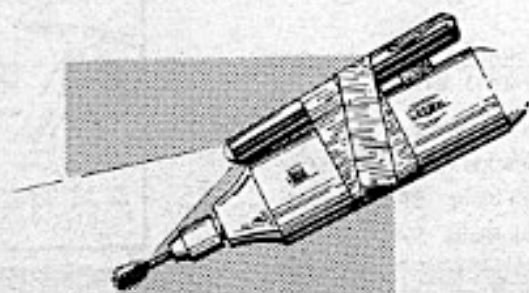
DRAWN BY
BRUCE STECKER
Phila. Fliers Club



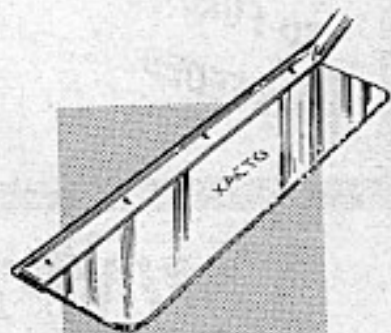
Rubber grommet on drill is useful depth indicator. *Jeff Hough, Crete, Nebraska.*



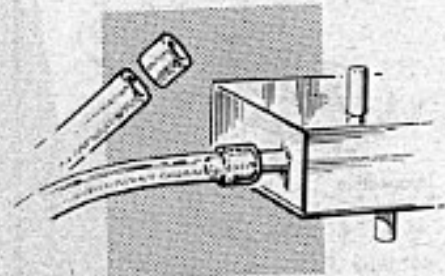
To fill small-mouthed bottles pour liquids down a rod held in contact with mouth of bottle. *Paul M. Trach, Prince Albert, Saskatchewan.*



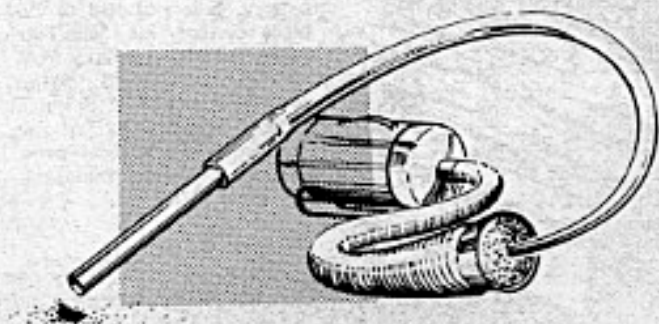
Penlight and suitable shim taped to Dremel grinder will direct light to dark corners. *John vonLinsowe, Jr., Linden, Michigan.*



Grind off and sharpen corners of razor saws to eliminate sticking and gouging. *Dan Mansolino, New York, New York.*



Additional $\frac{1}{4}$ " collar of fuel tubing stretched over fuel line gives tight fit on tank tubes. *Larry Kruse, Liberal, Kansas.*



Suck up dust and bits inside structures, servos, etc. with $\frac{1}{8}$ " tube and fuel line fed through bung in vacuum cleaner hose. *Bob Demitz, St. Louis, Missouri.*

And here's a bit of poetry picked up off of the
Stunt Hangar forum.....

For all recently departed control liners,
whoever and wherever they were.....

THE LAST FLIGHT

*On the field a long figure crouches
A sudden burp and smoke she belches
The man strides out and picks up his handle
Drawn to this place like a moth to a candle
This man's centre will no longer hold
Time and space like a blanket will fold
He knows tis will be his last lap
Around him his entire life will wrap
This will be his last stunt pattern
but no one will clap
With one small leap he leaves this coil
Like a faithful dog plied with oil
So goes his ship climbing to the stars
Those who knew him will bare the scars
Those who knew him memories fade
They broke the mould when he was made*

.....Jonathon Carrodus

2024 WOLF Club Officers

President: Vacant

Vice President: Jerry Eichten

Secretary & Treasurer: Mike Hazel

Newsletter: Mike Hazel

Safety Officer: John Thompson

2024 - The Year in Review

The flying year kicked off as usual with the NW Fireballs New Years Day fun fly up at Delta Park in Portland. Weather was great for the day. WOLF members attending were Will Naemura, Gary Weems, and Mike Hazel.

WOLF held its AGM (annual general meeting) on January 27th. The featured topic was the flying site situation. Much discussion but unfortunately no resolution to be had. Club bylaws and constitution were updated. Shortly after the meeting Craig Bartlett resigned his position as club president.

Flying activity at the field continued on a hit or miss basis by individuals. Some of the hit or miss can be attributed to the geese population that sometimes "drop by" for a visit.

Activity is always on the upswing by March. The McMinnville RC club put on their annual swap meet, which is always a well attended affair. Mark Crouse was seen scarfing up some good deals there. No doubt other WOLF members were there, but lost in the crowd.

At the end of the month the Roseburg group held a great fun fly at their facility. The day was dedicated to the memory of Dave Shrum who passed away earlier in the year. WOLF attendees included Mark Crouse, Mike Hazel, Gene Pape, John Thompson, Gary Weems, and Jim Corbett. There was a generous prize giveaway courtesy of the Dave Shrum estate.

At the end of May, the Northwest Fireballs put on the Jim Walker Memorial Meet

in Portland at the Delta Park facility. This is usually the kickoff event for Northwest control line competition. WOLF member participation figures in heavily for both competing and assisting the contest management there. This included John Thompson, Mike Hazel, Jerry Eichten, Gary Harris, Fred Underwood, Mark Crouse, Gary Weems. Attendance was down a bit this year, perhaps owing to people believing the iffy weather forecast. But conditions were pretty nice thru the event.

Memorial Day weekend saw another edition of the Northwest's control line biggie that we just simply call "The Regionals". Held once again in Roseburg, several WOLF members are involved in the setup, officiation, award donations, and in the competition there. Weather was nearly perfect for the three day event. If you can only get out of town for one event in a year, this is the go-to one.

On June 15th, the final installment of the Oregon Fun Fly series took place. This time it was in the southern part of the state, Eagle Point. The Rogue Eagles RC club have a great flying field which includes a control line circle. They had plenty of flying going on but the sole WOLF member in attendance was John Thompson.


On the following weekend the Seattle-area based Northwest Skyraiders put on their annual "Stunt-a-Thon" contest. Jerry Eichten and Fred Underwood took home trophies for their efforts there.

On June 29th an impromptu fun fly was held at the Salem airport with a pretty good turnout and good flying conditions. WOLF members attending were Craig Bartlett, Mark Crouse, Jim Corbett, Don Dotter, Jerry Eichten, Mike Hazel, and Gary Weems. Bruce Tunberg from McMinnville also showed up as did Fireballs Sam Baird and Doug Powers. Jerry surprised everyone when he did an inverted crash landing with his 25-year old Buccaneer stunt ship. It seems he might have been using the wrong control handle for the plane, or something like that he said. It was thought at the time that this might be one of the last flying activities at the field. Of course we know now that was wrong.



Jerry Eichten poses with his Buccaneer after an “oops” landing.

Craig Bartlett
puts up a flight
at the informal
June gathering.



In June yer editor took most of the month off from modeling and concentrated on some upgrades at the Zoot ranch. This included building a "picnic pavilion" by the flying circle, and doing some preliminary work to improve the flying circle which included increasing the radius.

Gary Weems is also reported to be improving his backyard flying circle. It seems that he has a lot of leveling work to do, mention was made of 800 truckloads of dirt. Okay, most likely an exaggeration but plenty of material moving to be done as I understand.

In July Gene Pape had a potentially serious incident in his workshop. We all know that lithium batteries can be dangerous and he experienced a fire while charging one. For pix and some good advice about lithium battery charging and handling go to Gene's article on the Flying Lines website. You can find the article in his July 2024 column "Miscellaneous Stuff".

In early August yer editor headed out to Muncie, Indiana to take in the AMA Control Line Nationals. This was immediately followed by a World Cup CL contest and then the 2024 World CL Championships. During the Nats I teamed with Paul Gibeault for efforts in Speed and Racing events. The World events were fantastic to watch. Since they are usually in far-away countries this would likely be my one in a lifetime chance to attend.

Also attending the World events was WOLF member Will Naemura, who flew the F2A event (FAI Speed). Will has been living in Germany the last few years on a work project, so he entered the event on the German team. He and his teammate did well enough for a bronze medal place on the winners podium. He will be moving back to the USA next year so we will be seeing more of him in the future.

After a long stay in Muncie, it was time to return home and host the Zoot Ranch Fun Fly on August 31st. We had a group of about 20 who enjoyed the pleasant weather, plenty of flying and of course plenty of food!

The next NW event was the annual R.F. Stevenson Memorial Raider Roundup meet up in Auburn, Washington. What????? No WOLF

members attended this year. Let's go get 'em next year!

The first weekend in October has the world-wide Ringmaster fly-a-thon a going on. While we did not have any local flying that I know of, some WOLF members took to the air at both Portland and Junction City flying sites.

The following weekend saw the annual Fall Follies contest, which is now held at Delta Park in Portland with the loss of the Bill Riegel Model Airpark in Salem. The event is co-hosted with the assistance of the NW Fireballs club. WOLF members participating were: Gene Pape, Mike Hazel, John Thompson, Gary Weems, Jerry Eichten, Fred Underwood, Mark Crouse. Also saw Loren Howard, who had dropped off the membership rolls. But he joined back up again. Welcome back, Loren! Hope to see you at some events next year. At this meet the aerobic competition for the NW is finished. Jerry Eichten was just one point away from winning the Don McClave Vintage Stunt Trophy. This award goes to the flyer with the highest points accumulated from competition in the Old Time Stunt and Classic Stunt events in the Northwest for the year.

And the final NW CL contest of 2024 was the After-Thanksgiving Race in Portland. Gary Harris and Mike Hazel were the only WOLF members competing there. Gary also served as the contest director.

And sometimes we just can't get enough so I contacted Paul Gibeault and we reformed the Can-Am Racing Team once more and headed down to Southern California. This was on the first weekend of December for the local Toys for Tots annual contest. Sure was a change being eighty degree weather this time of year! Will Naemura also was there doing some F2A test work. Seattle area Speed guys John Knoppi and Scott Newkirk also joined in for the fun.

Well, that's about all the flying news and review that we can stand. I know that there were at least a couple more impromptu get togethers at the Salem field, and some of you do fly there on your own. But there are no more details to be had so that wraps up this report.

**You may remember the old routine....
"You might be a redneck if...." Here is
a Control Line version of that!
So, you might be a Control Line
Modeler if.....**

The first thing you search for on eBay whenever you login is "Control Line Model Airplane Kit"

You will spend nearly \$300 on improving an LA .46 and then realize you should have just gone ahead and bought a PA or Stalker.

You can convert speed times to MPH in your head, but you can't remember your own cell phone #.

Your ear is as accurate as any tachometer.

Your right bicep is noticeably bigger than your left.

You tend to walk in a wide left hand circle.

You have a large collection of left hand gloves, left over from all the pitting gloves you've gone through.

You have a safety thong tan line.

Your conversations include dope, pipes, needles, and syringes, and no one bats an eye.

If you're interested in and capable of actually building and finishing a flying model airplane.

If you are parking your car in the cold and wet to make room for a flat building table and airplane storage in the garage.

If the first thing you do every day when you wake up is look out the window to see which way and how hard the wind is blowing.

When you pull into a parking lot, you mentally gauge whether the distance between the light poles is far enough to give clearance for a flight.

You have multiple wounds from a number 11 blade.

You know what the term "Hangar Rash" means.

You know what a FOX Burp is.

You know that a stooge is not Larry, Curly or Moe.

Your car smells like burnt castor oil.

There are model kits under every bed.

There are built model planes in the living area of the house.

There is CA glue in the freezer.

The wax paper is kept in the garage, not the kitchen.

Some of the kitchen and entertainment center cabinets are full of model engines.

You have ever used a APC prop to slice a tomato.

You ever used CA to glue a cut together.

When your wife is going to throw away old panty hose and you ask if you can have it to make air filters

You ask for glow plugs for Christmas...

You go car shopping with a cardboard cutout the size of your stunt plane.

You have scar tissue on the tip of your middle finger of the right hand.

The dust in the corner of the basement is carcinogenic.

When they mention a dangerous chemical on TV you brag to your wife "I have that down stairs".

Northwest Control Line Calendar

January 1	Oregon Flying Fun #1, East Delta Park in Portland
February 1	WOLF Annual General Meeting (see flyer for details)
February 15	Oregon Flying Fun #2, Church on the Rise in Roseburg
March 15	Oregon Flying Fun #3, Salem airport (former WOLF field)
April 12	McMinnville Swap Meet
April 12 & 13	Jim Walker Memorial Meet, East Delta Park in Portland
May 23 - 25	Northwest Control Line Regionals, Roseburg
June ??	Oregon Flying Fun #4, Rogue Eagles CL circle, Eagle Point, Ore.
June 21 & 22	Stunt-a-Thon, Auburn Airport, Auburn, Washington
July 12	NW Skyraiders Summer Swap meet, Kent, Washington
July 6 - 12	AMA Control Line Nationals, Muncie, Indiana
July ??	Zoot Ranch Fun Fly
August 22 - 24	R.F. Stevenson Raider Roundup, Auburn Airport, Auburn, Wash.
Sept or Oct ??	Fall Follies.
October 4 & 5	World Wide Ringmaster Fly-a-Thon

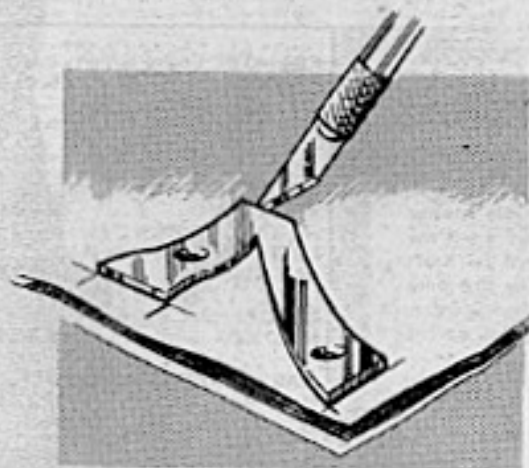
**For the the latest event information go to the
"where the action is" section of Flyinglines.org**

Hints & Kinks

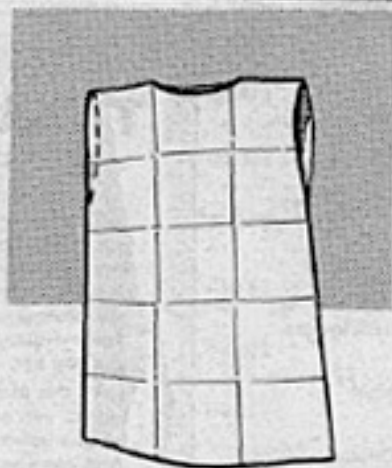
M.A.N. will pay \$5.00 for each idea used in "Hints & Kinks." Send rough sketch to Jim Newman, Model Airplane News, 1 North Broadway, White Plains, NY 10601. Be sure your name and address are clearly written on each sketch, so that we can give you proper credit—and payment. For practical reasons, material submitted will not be returned.




by
Jim
Newman



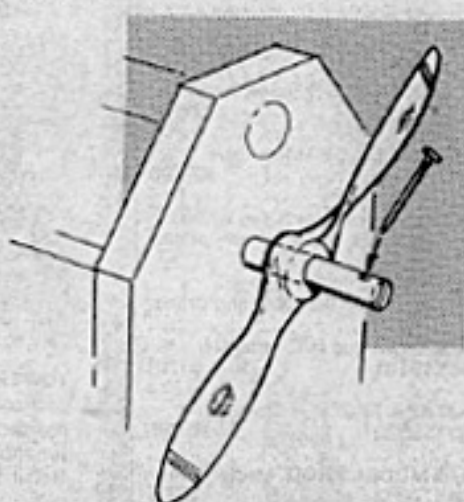
Use metal house numbers as templates when cutting AMA numbers from tissue. Sandwich tissue between sheets of writing paper to prevent tearing and use a new blade. *Ronald W. Booth, Gustine, California*




Carry a garbage bag in your field kit or car—it has other uses besides garbage picking. Slit as shown, it makes a fine rain or windproof jacket for those summer showers. *R. J. Dunham, Tulsa, Oklahoma*



Apply MicroSet, Hot Stuff, etc., to end of thread for stiffness. Needle not required with the stiffened thread, hence smaller holes in wood mean neater job. *Rick Tenenoff, Berkley, Michigan*




Glue a dowel into the side of your field box to hold your spare propellers. Use a nail through the dowel to retain the props. *Derek Foster, Springfield, Vermont*



Trim paper cup, then jam it into rim of dope can before pouring. Can remains clean for recapping, and there are no messy dribbles down the side.

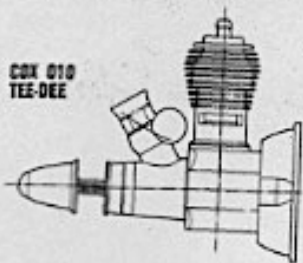
1976



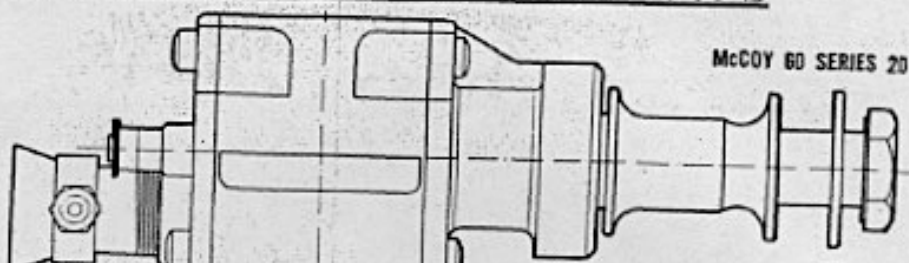
Rubber model propeller shafts made from cycle spokes. Free wheel/winding loop is silver-soldered to spoke nipple. Now, damaged props can be removed without having to make new shafts. *Carlos Ortiz Romero, Mexico*

SOME OF OUR FAVORITE ENGINES FROM THE 1960'S

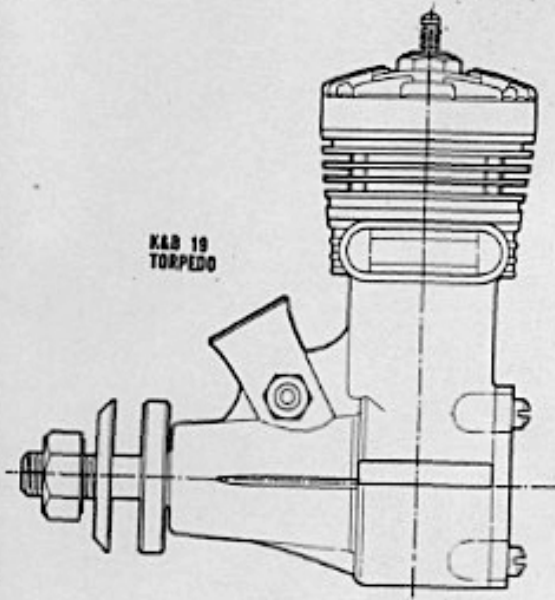
COX 010
TEE-DEE



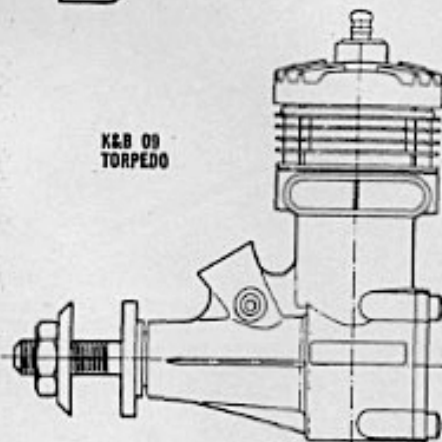
McCOY 60 SERIES 20



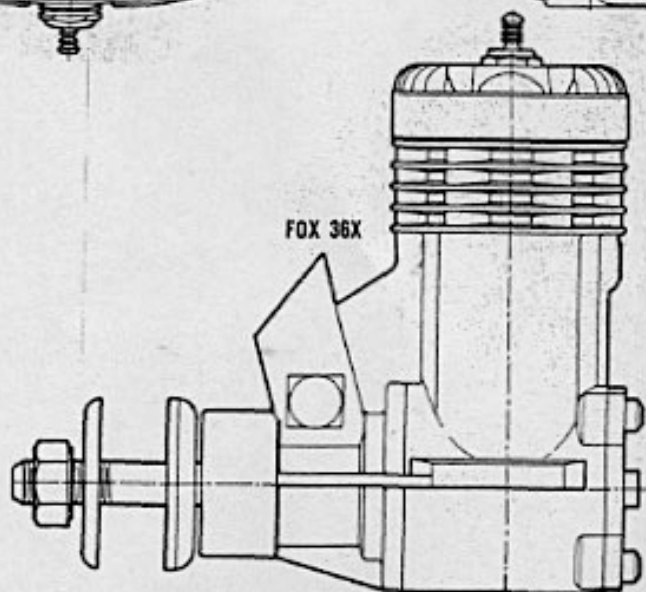
K&B 19
TORPEDO



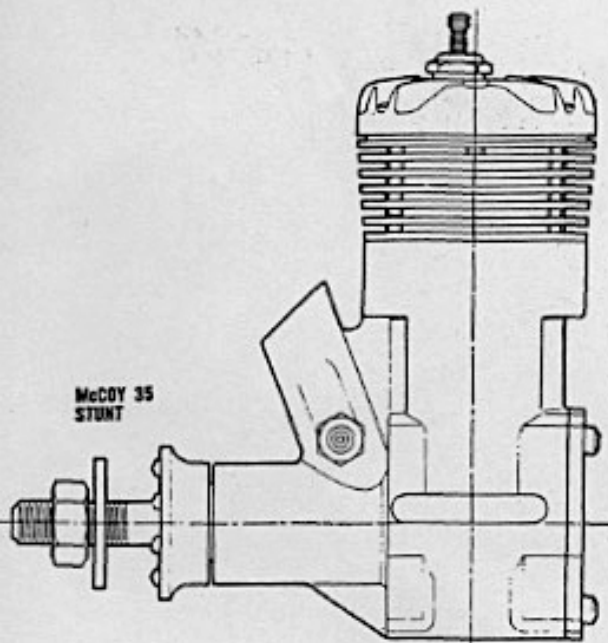
K&B 09
TORPEDO



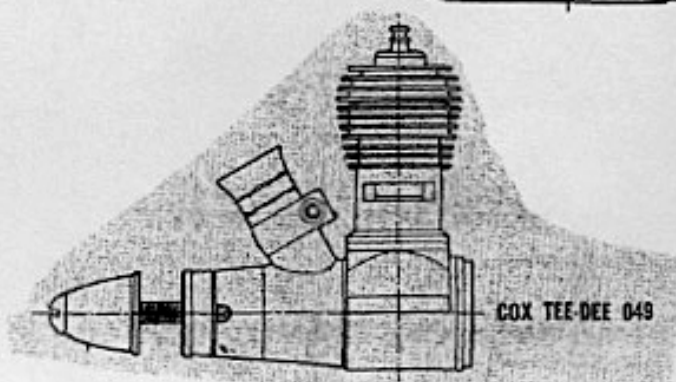
FOX 36X



McCOY 35
STUNT



COX TEE-DEE 049



Northwest Fireballs, Roseburg area CL fliers, Eugene Prop Spinners, Western Oregon Control-Line Flyers and Rogue Eagles present ...

Oregon Flying Fun!

Four control-line fun-fly events

Everyone invited — No entry fee! 10 a.m.-3 p.m.

If the weather is bad, go to the alternate site listed for "hangar flying" socialization!
(Check the listed cell number for last-minute updates.)

Wednesday, Jan. 1 at East Delta Park, Portland

Lunch will be provided ... Flying raffle prizes!

Bad weather: Denny's on Hayden Island, 11950 N. Center Ave.; cell 503-804-0750

Info: Northwest Fireballs, Doug Powers, 503-804-0750

Saturday, Feb. 15 at Church on the Rise, Roseburg

Carrier deck will be available along with lots of sport flying space

Lunch will be provided ... Flying raffle prizes!

Bad weather: Church clubhouse

Info: Roseburg CL fliers, Bob Lewis, 541-537-0061

**Saturday, March 15 at Bill Riegel Field, Salem Airport,
Salem, Ore.**

Lunch will be provided ... Flying raffle prizes!

Bad weather: Flight Deck restaurant, next to the field

Info: Eugene Prop Spinners and WOLF, John Thompson, 541-554-8848

June date to be announced

at Rogue Eagles circle, Eagle Point

Lunch will be provided ... Flying raffle prizes!

Bad weather is unlikely. Sun shade provided!

Info: Rogue Eagles, Mike Massey, 541-601-8903

Bring any and all airplanes ... do any kind of flying!

Come to *all four* fun-flies and support *five* great Oregon CL flying groups!

Academy of Model Aeronautics membership required

HOT TIPS ABOUT SOLDERING

By Bob Heywood

The process of soldering as a means of joining metals is an integral part of our hobby-sport. The technology has been around for a long time and is basically pretty easy to apply. However, as with any task there are ways that work good and ways that don't. Over time I have worked out some techniques that have proved successful. Read on.

Soldering uses eutectic lead or tin-based alloys to establish a permanent joint. The term "eutectic" means that the solder material has a low melting temperature compared to the substrate metals. Soldering works by the establishing of a metallurgical bond between the solder alloy and the substrate metals. A metallurgical bond is the physical joining of layers of metal by interlocking surface layer molecules. There is basically a 3-step process required to achieve a satisfactory joint. I think of this process as CLEAN-HEAT-CLEAN.

CLEAN:

In order for the solder process to be at all effective the substrate metals must be CLEAN! Use some sort of fine sandpaper or steel wool to remove anything on the metal until a bright, shiny surface appears. There cannot be any oils (even skin oils) or oxides (corrosion). The metallurgical bond will not develop over oxides. Additionally, a proper flux must be used. Flux does 2 jobs. First, flux chemically strips the surface clean. However, flux must not be expected to substitute for mechanical cleaning. Second, flux helps prevent the formation of surface oxides while soldering. For general-purpose work I use a liquid flux. Most of these materials are a form of metallic-salt solution. Use just enough to wet the joint. The clean requirement also applies to the solder iron as well. Keep the tip clean and tinned with a thin layer of fresh solder.

HEAT:

The process will only work if heat is properly used. The substrate metals must be hot enough to melt the solder. Do not force the solder on to the iron tip to start the melt. Apply heat to the joint and when hot enough add the solder.


Continue adding while moving the heat source. Liquid solder will follow the heat. Use only enough solder to RH the joint with a small fillet. Excess solder will not make a stronger joint. Insufficient heat will create a "cold" solder joint. These joints have little strength. When cool they are dull and lumpy looking.

CLEAN:

The joint must be cleaned after the solder has cooled. All traces of flux must be removed in order to prevent long term corrosion. The best thing I have found for home shop use is large amounts of HOT water. Flood the joint while wiping with a paper towel. Don't forget to clean around the joint as well. Hot flux vapors can cover a fair amount of ground. When doing stranded leadouts, clean as far as possible to remove flux that may have wicked along the strands of the cable.

Finally, Use common sense for basic safety. Soldering uses enough heat to produce some nasty burns. Remember, heat will travel so be careful handling the parts. Hot flux vapors can combine with the moist mucous membranes in your mouth and nose. Don't put your face right in your work. Also watch out for engine parts, tools and other fine metal stuff on your work bench. The flux vapors will get to them also.

Bob Heywood



AUTOMATIC STOUGE

MANUAL STOUGE

WESTERN OREGON CONTROL LINE FLYERS

ANNUAL GENERAL MEETING

FEBRUARY 1ST, 2025

**LOCATION: "ALL GOOD THINGS" RESTAURANT
190 MAIN STREET, AUMSVILLE, OREGON**

**DIRECTIONS: FROM SALEM HEADING EAST ON HIGHWAY 22,
TAKE EXIT NUMBER 9 AND GO SOUTH ABOUT ONE MILE.
TURN RIGHT ONTO MAIN STREET, GO ABOUT 1/2 BLOCK
AND TURN LEFT INTO RESTAURANT PARKING LOT.**

AGENDA:

SOCIALIZING

2025 OFFICERS

SOCIALIZING

UPCOMING EVENTS

SOCIALIZING

OTHER RELEVANT TOPICS

SOCIALIZING

SHOW AND TELL

SWAP MEET

(BRING STUFF TO SELL OR TRADE!)

**WE WILL HAVE OUR OWN PRIVATE MEETING/DINING ROOM. ARRIVE BETWEEN 11:30
AND NOON. WE WILL ORDER OUR LUNCH AT NOON OR SHORTLY THEREAFTER.
MEETING WILL FOLLOW LUNCH. THE RESTAURANT FEATURES PLENTY OF MENU
OPTIONS, INCLUDING BREAKFAST.**

NOTE: GUESTS WELCOME!



**WESTERN
OREGON
CONTROL
LINE
FLYERS**

WOLF
Po Box 505
Lyons, OR 97358

WOLF MEMBERSHIP FORM 2025 (NEW OR RENEWAL)

Membership Categories: Adult \$35 year
 Youth \$5 year
 Family \$50 year

Name (s)	D.O.B.	A.M.A. Number

Mailing Address: _____

Phone Number: _____

E-Mail: _____
