

AMA Chartered  
Club #529 Since  
1947

Volume 14, Issue 6

# Prop Spinner Chatter

JUNE 2006

## Inside this issue:

Prop Spinner activities.	1
Northwest News	1
Flying Activities	1
Presidents Notes	2
Flying Activities for next 3 months.	1
Safety Tips	3
Tips and Techniques	3

## Special points of interest:

- Page 1-Upcoming model activities.
- Page 2-Regionals Report
- Page 3-Building and Safety Tips.

## CLUB NEWS & THIS AND THAT!

### Upcoming Northwest Modeling Activities

Annual July 7 thru July 11 The Kibbie Dome Double Header at the U. of Idaho in Moscow, ID. All AMA indoor events plus special events. CD is Dave Haught, Phone-623-337-4927 if interested.

Morrie and Mel helped with the 1989 Nats at the Kibbie Dome and it was a great ex-

perience. It is a great place to watch an Indoor Contest. (It is the University's covered Football Field.

\*\*\*\*\*

Other Free Flight events include the Western State Champs @ Waegell Field on June 10 and 11 Sierra Eagles.

\*\*\*\*Mission Wings Controline Fun Fly in Mission B.C. for info contact: Paul Dranfield pdran@telus.nets

\*\*\*\*\*

August 19th

NW Skyraiders Fun Fly

Site: River View Park, Kent, WA

Contact: Chris Gomez, E-mail: go-mez5801@comcast.net

\*\*\*\*\*

More next month

Go to the meeting on Jun 21st

## Program for the June 21st Meeting

▲ Regionals report, by Mel and Floyd.

Pictures and Slides of the Regionals and other stuff.

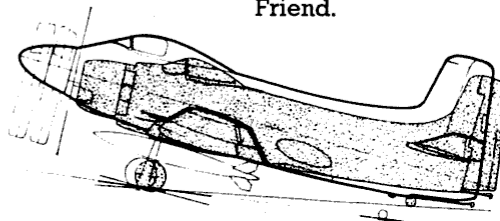
Show and Tell of some great stuff.

Door Prizes

Latest info from AMA

Plans for Future Regionals.

Bring a Plane and a Friend.



# Prop Spinner Chatter

Page 2

## Presidents Notes-Floyd's Report on Fun Fly

The combined clubs in our area hosted the third and final fun-fly of the spring season on 9 April at McMinnville's Evergreen Museum Site. The previous fun-fly's were held at Eugene and Salem.

The McMinnville fun fly was well attended with 12-15 flyers (I didn't take a count). Weather was just perfect, and the

rains only came well after the 3 PM close.

The Prop Spinners club was well attended by John Thompson, Tom Kopriva, and Floyd Carter. John and Tom put up some great flights, which would have scored highly at a judged contest. Floyd was the only one to fly three different airplanes. His new Brodak

ARC

P40 profile performed nicely on its first flight, and so is ready for the NW Regionals.

The idea of spring fun-fly's was a great one, and it is hoped that this tradition will continue next year.

## REGIONALS REPORT

As you have heard by now the weather for the 35th Running of the Northwest Regionals was very WET.

I have been involved in 31 of these and have never seen it so BAD.

The attendance was down as would be expected but 73 contestants did show up and fly and most events

went on as usual.

People put up with the wet stuff even if they would have preferred to be some place else.

Some very nice PA models showed and Pat Johnson with his very Beautiful P-51 Miss America won the Concourse de

Elegance Trophy. This particular model will be featured in a future American Modeler issue. Pat did such a great job with this P-51, he certainly deserved the award.

We had at least 3 U.S. Champions and one World Champion along with a number of the TOP US flyers present. Two of these will be on the US Team flying in Spain in July. Good Luck


**"Every woman knows that one special way to drive a man wild: hide the TV Remote control."**

## Prop Spinners MEETING -- JUNE 21ST

Meeting will be on June 21st at 7:00PM at the Gas Co.

See program on page 1.

  
70th Anniversary year  
of AMA



**BUILDING TIPS**

Fillet Materials

Have you ever been defeated by the epoxy fillet materials available? I have. They set up like granite and are impossible to sand. I have found a great fillet formula.

Mix Equal parts of Bob Smith 20 minute "finish-cure" epoxy. Add enough Prather Products micro-balloons to make a thick paste, like tooth paste. It spreads nicely and I use

Fillet Materials Continued,


A finger (anyone will do) to shape the fillet. (I have no epoxy allergy). The result is easy to sand and is plenty strong. After sanding, it is important to clean the fillet with alcohol or Prep-Sol before applying any paint.

Of course, large fillets should be made of balsa or leather pattern-maker's triangular fillets.

*From Floyd Carter*

*Eugene Prop Spinners*

BUILDING TIPS CONTINUED



**NOSE JOB**

To achieve an equal air gap between the spinner and the cowl, cut three 1/4-inch (6mm) ply discs, glue them together, then face the last one with sandpaper. Rotate this tool

on the propeller shaft, keeping the sandpaper firmly against the nose until it bottoms out on the propeller drive washer. Use washers on the shaft to achieve the desired gap.

*Keith Sparks, Ft. Worth, TX*

*"Bumper sticker for hypochondriacs, 'I'd Rather Be Ailing.'"*

**SAFETY TIPS FOR YOU!**

Flying models requires us to think about safety.

Remember the model is flying at 50mph plus and it is only being held by you with steel cables. Be sure and check them every time you fly. Check the connectors, the condition of the steel cables and all parts that are part of the control system. This means the

elevator, hinges, push rod and lead outs.

Check the model itself for anything that may not be just right. Cracks in the surfaces, loose parts, etc.

It only takes a few minutes to save yourself from having to deal with an accident.

Be sure the area you are

flying in has been coned off to keep people back from the path of the models when you are flying them.

Most people who stop by to watch us fly are not aware of the danger they might put themselves in.

**SAFE FLYING is no ACCIDENT**



**THINK PEACE!!!!!!**

**JUNE**



**AME Chartered Club**

2006 Prop Spinner Club Officers

2006 PROP SPINNER CLUB  
2008 PROVIDENCE STREET  
EUGENE, OR 97401



John Thompson  
2450 Quince Street  
Eugene, OR 97404

NEWSLETTER



**2006 Prop Spinner Club Officers**

- President - Floyd Carter
- V.P. - John Thompson
- Secretary - Mel Marston
- Treasurer - Norma Gilbert
- Field Marshall - Tom Espino
- Safety Officer - John Thompson
- Newsletter Editor - Mel Marston

