

Prop Spinner Chatter



VOLUME 28 ISSUE 4 AMA Charter # 529 Eugene Prop Spinners <http://flyinglines.org> April 2020

Club News and Other Information

Last Club Meeting

Saturday February 15th, at Orchard Point Park, John Thompson reports - The weather finally cleared and allowed us to have our meeting/flying session at Orchard Point last Sunday. It turned out to be a beautiful day, perfect for winter flying. Temperature got to about 50 degrees, and there was almost no wind.

Attending the meeting were Floyd Carter, Jim Corbett, Mike Denlis, Wayne Esauk, John Thompson and Gary Weems. Jim, John and Gary did all the flying, and we got lots of flights in.

Next Club Meeting

CANCELED until further notice. Watch your emails.

Ranch Update

April 10 - The water has lowered to the point that it is flyable. It has been mowed and looks good.



Local Flying

March 21 – John Thompson reports - By the way, the Can Do Ranch is in good condition.

Kathy and I went out and she launched a couple of flights on my Crossfire. I've set my profile stunter (Scrub J) up for a stooge, so I can do a little more solo flying when weather permits.

April 11 – John Thompson reports - I went solo flying today. Nobody there but us chickens (see photo). Had a great session — got in a lot more flights than usual. Temp in the 60s, very light north breeze. Field mowed down for smooth landings. I flew the Scrub J and the Crossfire, several flights each. The other photo shows my stooge setup (the red toolbox holds down the board the stooge is mounted to).



John Thompson photos

Dues-R-Due - It's \$25 a year.

Make checks payable to Eugene Prop Spinners.



Building projects and miscellaneous musings - March - April

March 26 - Gene Pape reports - A couple of things going on for me right now. I recently purchased the Johnson 35 shown in the pictures on eBay. When I got it, it was in the worst shape of any engine I've ever seen. One of the two main cylinder / head bolts was missing and the other had the phillips slot destroyed so it couldn't be removed.



The backplate was supplied loose. The cylinder was installed with the intake port where the exhaust ports should be and vice/versa. It had a pressure tap threaded into the bypass. There were plier marks on the thrust washer. The venturi had been drilled out and looked terrible. If you view the pictures in numerical sequence, you can see most of what I've been doing the past week.

An email from some other modelers got me to thinking about #11 Xacto blades. I bought a large quantity of them a long time ago and hadn't needed to purchase any so when one of them asked where to get good quality blades, I was at a loss. A little surfing showed them available from both eBay and Amazon. They are quite reasonably priced at Amazon and each item has customer feedback so you know what you're getting. Years ago, I couldn't sharpen a knife blade to save my soul, so I just tossed Xacto blades when they got dull. Sometime between then and now I purchased the ceramic sharpening stone set. Using this I can now sharpen Xacto blades sharper than new in less time than it takes to change them so I haven't changed the blade in the knife I use the most in about 2 years.



David Shrum reports - And you paid \$5.68 for it !!! At least you got a glow plug-maybe ! Your right, that is the worst I have seen. Some of my "sparkies" have arrived ALMOST that bad, but that is part of the fun--bringing them "back to life". Here is "my" collection-and they ALL run !





Building projects and miscellaneous musings - March - April - continued

March 27 – John Thompson reports - I went out and mowed at the ranch today, just to get out of the house. I'm glad I did. The grass is really growing! It's all ready, in case someone wants to do some "social distance" flying. I plan to take my profile out with the stooge if there's some nice weather over the weekend.

I was greeted at the gate by a flock of eight fowl — Six chickens, a big white duck and a guinea hen, just strolling along. (See photos.)



They seemed interested in what I was doing, not at all afraid of the mowers, etc. By the time I finished, they had gone on their merry way. Don't know where they came from or where they went.

Mike Hazel comments - You mean those aren't the club watch chickens guarding the flying area?

John Thompson reports - One more thing I want to ask about. Our picnic table suffered some damage. (See photo.)



We need to either fix it or get a new one — there metal or plastic versions out there that would stand up to the weather.

Mike Hazel comments - From the pic hard to say if the table should be repaired or not. Sometimes when the wood starts rotting you are chasing your tail replacing wood pieces. You must have had some drier weather down your way than at my ranch.


March 28 – Mike Denlis reports - So, while slowly recovering from the fractured Sacrum, I decided to add a cabinet to display and store my engines in one place. The picture shows the progress so far. The two side panels are not hinged yet and will have to wait for Maverick Hardware to resume retail sales. I'm finding this while trying to order things online as well!

There is a picture of the "control line wall" and the RC / Free flight areas that evolved as things were rearranged. Bigger job than anticipated for sure!






Building projects and miscellaneous musings - March - April - continued



Two engines I'm working on are an OPS 60 car engine and Fox 15 RC conversion. The OPS is from 1974 and new. The brass block will become the exhaust manifold in place of the tuned pipe fitting and I'll machine the K&B prop drive to fit the shaft, and it's set screw ready. I'll need to make a cover for the ball bearing. The FOX has a large hole through the venturi where the throttle assembly was, so the two little bushings were made to adapt an OS 15 spray bar. This is OK, but I've wanted to machine some aluminum bushings instead, so those will come out of the material in the lathe.

I love the way our hobby gives us so many interesting things to do! Looking forward to this social distancing ending and feeling up to getting back in the circle. Be well, and safe!

March 30 - Gary Weems reports - I have had little time to pursue the CL hobby since the current events have restricted personal movement. However, on rainy cold days I have been working on a couple of planes that have been in the works. Otherwise it is getting my spring chores accomplished early this year.



I have a self leveling construction X-Y-Z laser that I have been using for assembly alignments.



The first photo shows engine alignment on the Buster I recently rebuilt. Engine alignment is critical if you want to execute precision landings (See February Newsletter) I used a coupling nut and a piece of all thread to extend the shaft. The photo shows the laser line on the plane which has main wing, stab, and engine all on the same center line. This is also an good way to check incidence.



I have been working on a Peacemaker in my spare time and am getting close to final assembly. It will get a Brodak 25. The second photo shows the alignment of the fuselage/wing on the Peacemaker. The third aligns the horizontal stab to the wing.



Building projects and miscellaneous musings - March - April - continued



In the fourth I am setting the linkage while establishing the flap and elevator neutral. On this plane the wing, horizontal stab, and engine are all on different center lines. To check each it is simply a matter of adjusting the laser elevation by turning a knob to raise or lower the line, see last photo.

After the Peacemaker I will endeavor to finish the Skylark which will get an Evo 36.

**Building projects and miscellaneous musings - March - April - continued**

March 31 - John Thompson reports - Following up on something Gene mentioned earlier:

We are fortunate to live in a time when anything we want for our model airplanes can be bought online.

But, better yet, we have a great hobby shop right here in Eugene that stocks or can get almost anything we might need.

During the current virus-related shutdown of most local commerce, Eugene Toy & Hobby remains open for business, even though its doors are closed. You can order via their website <https://eugenetoyandhobby.com>, or call the shop (541-344-2117) after 10 a.m., and they will put your order together and have it ready to hand off to you at the shop's back door. Or, they will ship the items to you (currently shipping is free if you spend more than \$30).

The website is very user-friendly and works very well. I just ordered a couple of essential items for my current project and was delighted at the ETH service.

April 1 - James Morton - I have a Spitfire still in the box except for the plans which I got out to go to Staples to have copies made. But that is as far as I have gotten. Poor health the loss of an eye and a very bad back has had me slowed down to barely a crawl. Anyway I am better now still blind in one eye but otherwise doing okay. I will get back to it as soon as I can get out and about again but the virus has me pretty well shut down here. I do have some tinkering I can do on some of my other planes so may be working on them some in the meantime.

PS, My dad was the founder of the Prop Spinners along with the help of Eugene Toy and Hobby back in the 40's, So ETH has

been around a long time providing kits and supplies to members of the club.

Editors' Note: The following is from an article in the Eugene Picture Press September 5 1947 edition.

Prop Spinners

Eugene boasts a complete and well organized model airplane club. The membership of the club is presently thirty-two, and the members are growing rapidly. Every Friday evening at 8 p.m. the model airplane club meets in the recreation room of the fire house, City Hall. The one membership requirement is an interest in the hobby.

The members fly their little ships on Sunday on the concrete slab over the Lincoln Street reservoir. The ships are gas-powered, and both free-lance and scale models of regular craft. Their tiny single cylinder gasoline engines revolve from five to fifteen thousand revolutions per minute. The flying is presently restricted to stunt flying and trick flying. The club is on the lookout for a larger field where more extended flights can take off.

President and guiding force of the Prop Spinners is Maury Morton. Secretary is Bob Nolan. Morton came to Eugene from Vallejo California, a year ago, and at once proceeded to organize the Prop Spinners. There had previously been no miniature plane operation here, so the club is really his "baby".

Three shops in Eugene now handle parts and supplies for the model plane flyers, and they are getting more new equipment all the time.

Those interested may come to the meetings at the fire house--open house all the time. The discussions are general, and members and visitors may participate. Everybody is busy now grooming ships for the Labor Day meet. The Eugene Labor Council has promised to furnish trophies and several local merchants are contributing merchandise for prizes.



Building projects and miscellaneous musings - March - April - continued

April 1 – Robin Mason reports - Will the eye get better, when I got in my 70's I saw a big change in what the body starts going through, all the 60's were great, but it's good to keep doing things, and work your brain, look a head, at night I sit and work out problems, how to get things done, watching tv , and thinking out some problem, the car and the planes are a good mix. That's cool to know about your Dad and the prop spinners, and to know a hobby shop has lasted from the 40's, it's nice to do Business with a hobby shop that's been around that long, my dad did the same after the war, 40's hobby shops were every where, and you could deal with one for a long time, control line was big then and the planes to fly. Keep the club up to date on your progress as time go's by. Stay healthy.

April 1 – John Thompson reports - Following up on my email of yesterday on the availability of hobby products online from our local hobby shop:

On Tuesday, I placed my order for several items via Eugene Toy & Hobby's website.

The order arrived complete and correct in Wednesday's mail.

The hardest part of the whole transaction was that I got wet walking to the mailbox.

April 2 – John Thompson reports - I thought you might like to see the nice response we got from Mark at Eugene Toy & Hobby to our exchange of notes encouraging shopping at ETH online. Mark also complimented Jim's newsletter.

Mark wrote: Hi John. As always, I am overwhelmed by the wonderful support you and the prop spinners give and have given to ET&H over many, many years. I like to think it is mutual but the club's loyalty to the shop is unparalleled in my experience.

So, thanks back to you and all the guys. You are all part of the reason we are still around.


And thanks for Flying Lines and the great newsletter that is sent out to all of us.

Stay healthy! Mark Agerter

April 2 - Report from WOLF - There are unintended consequences of not flying and using the field. Also, the Hut service (now Groome) is now closed at the airport, so no cars or people and the geese have claimed the lawn and sidewalk at the airport entrances. They were persistent and I got within 20' with clapping hands to get them to move. After doing that a few times, I got them to fly back to the lake. What a mess! – Fred



April 2 - Gene Pape reports - Little progress, but progress all the same. This is the state of a Black Hawk models double Demon Kit I won at the Regionals a few years ago. I have been working on them nearly two weeks. 40 years ago I could have built both of these in one day.





Building projects and miscellaneous musings - March - April - continued

Editors' Note: The following is from info gathered from online sources:

From Lane County Parks FAQ page

Signage has been added to all park entrances, exits and prominent areas to encourage social distancing. Link to Executive Order: https://govsite-assets.s3.amazonaws.com/jkAULYKcSh6DoDF8wBM0_EO%2020-12.pdf

Closed Parks - NO parks are closed at this time.

Campgrounds - At this time, per Governor Kate Browns Executive Order 20-12, ALL campgrounds and Camp Lane Organizational Camp are closed until further notice.

As of 3/23/20, all Lane County campgrounds and shelters are closed until further notice.


Updated 3.31.2020 - Service Interruptions / Facilities Closures Campgrounds, public shelters, playgrounds, dog parks, outdoor sports courts and other public gathering structures are closed at this time.

Major Events - All festivals, large events and volunteer work parties larger than 25 individuals scheduled through the end of April are canceled or rescheduled.

Public Restrooms - All public restrooms are closed at this time. However we are making an effort to provide portable restrooms and hand washing stations wherever possible.

Source:
https://lanecounty.org/UserFiles/Servers/Server_3585797/File/Government/County%20Departments/Public%20Works/Parks/COVID-19%20FAQ%20LCP%206.pdf

April 4 - Tom Kopriva reports - I'm sending a photo of a silver brooch I made 30 some years ago. All joints are hard soldered and I used a hardware store Berzomatic torch. I'm no longer capable of doing something like that anymore. I can't even believe I did it once. In the background are parts of a chain I am making for my wife. I'm using marcasite beads and 3/8th inch carbon fiber tubing (that I'll never use on a free flight glider).



I retro fitted the world's smallest twin cylinder CO2 engine in an old 16 inch span Bostonian indoor model that I converted to outdoor since it was overweight. These engines were made by a man named Brown in the same era as Gene's Johnson 35 project. That's a huge 4 inch prop. No flights yet.



Maybe we are all living in the past. After all, the AMA stunt pattern is over 60 years old. Kinda like Einstein's definition of insanity ----.

**Building projects and miscellaneous musings - March - April - continued**

April 4 - Gene Pape reports - You would think after building model airplanes since 1962 I would have a pretty good idea how to do it. Actually, the reverse seems to be true. The more I learn the more there is to learn. Tom's CO2 models are a segment I never even considered until I saw them a few months ago.

There is a video going around Facebook of an aerobatic electric powered control line model being flown in the flyers living room. I'm learning more and more building techniques. I just found a completely different number 1 Xacto handle on Amazon that once you get over how clumsy it is to grasp initially is by far the best thing for cutting out parts. https://www.amazon.com/dp/B07D9P7VYF/?colid=I3AYO5N8UFVT1T&colid=1GQGILNV1OEQV&psc=1&ref_=lv_ov_lig_dp_it

I'm relearning about the advantages of all kinds of adhesives. My biggest problem is that I come up with ten new projects for every one I complete. One of the projects that needs to happen soon is a combat model launcher so I can go out and fly. Stay busy all.

April 9 - John Thompson reports - Mike D. has suggested that we set 10 a.m. Saturdays as the "normal" flying time at the ranch but not actually organize sessions; if someone wants to risk it, they would know that that's a time they might find someone at the field. I am suggesting that we carry gloves, masks and disinfectant wipes. Also we can use our stooges if we want to minimize contact.

Regarding fun fly, it sounds like all agree we should cancel May 2. I can put out the word via FL.

Gene Pape reports - I really like the idea of using stooges and think it should be mandatory. We should never have a person

holding a model someone else is starting. Gary is building a stooge for hand launched models. I will do that also before I fly again. What do the rest of you think of making that mandatory?

Actually, the more I think about it the more I believe any sort of group flying is a very bad idea. If anyone wants to fly on their own at the ranch, we could figure out a way for them to have a key. One way or another the group size should be held to one.

John Thompson reports - I hate to make things mandatory, but I think it should be strongly encouraged.

The Can Do Ranch is in good shape for any solo flying that anyone might want to do. Jim mowed everything today with the riding mower and I plan to knock the circle down a tiny bit more on Saturday with the circle mower.

We're not organizing group sessions yet, but the field is available for solo flying. Here are the guidelines, based on a consensus of the officers (hope I got this right):

— If you want to do solo flying, you can get the keys to the ranch and trailer from one of the officers.

— If there happen to be more than one person at the ranch to fly at any one time, follow these rules:

- * Wear a mask and gloves.

- * Use a stooge, so nobody has to handle your plane or stand in your prop wash.

- * Don't make someone carry your plane.

Either move it and the lines back to the pit yourself or bring your line reel to the center and roll up after the flight.

**Building projects and miscellaneous musings - March - April - continued**

* Come to the field equipped with disposable wipes, so you can sanitize anything else that someone has to touch.

— Keep track of your flying sessions and let the treasurer know so that we can pay the owners for our flying. \$5 per flier per session. Settle up with the treasurer when you can.

We are thinking about trying to have some sort of a “virtual” meeting on club day, April 18. If one of us old geezers can figure out how to do that.

Finally, WATCH OUT FOR YELLOW JACKETS. I will put no-pest strips in the trailer and mower lid, but I don't like to put them in the port-potty. I will add some attractant to the trap in there, for what it's worth. They were hunting for home in the porta when I was there today.

April 10 - Mike Denlis reports - Hi, Guys... So to add my two cents to current conversation, I am not in favor of mandatory stooges, even though I am one by nature. I am optimistic enough to believe we will get back to the old normal, which was safe enough and avoids the logistics of moving stooge equipment on and off.

As a temporary step, sure, along with masks, gloves, wipes and whatever else helps you feel secure. Of course if you are a member of a certain political party you can ignore rules in general and do as you please!

As you may know I work part time for Enterprise shuttling rental cars. Our official notice of no work came March 22nd and is extended through April at this point. In my opinion there is no reasonable way to make our task sanitary even under normal circumstances and the company was about

two weeks late making this call. I will be able to decide for myself if, and when, I go back.

With the prediction of a second wave of Covid 19 in the fall, I am mulling over retiring again in December either way. I won't go back unless I know that everyone around me has been tested and is virus free.

So, I guess the bottom line for me is that a mask and gloves are NOT going to become my normal way of life for all outside activities in the future. Who doesn't want to be able to hand launch something with a Nelson 40 once in a while? Thanks again to all of you for taking care of the field, and for hanging together as Eugene Prop Spinners!

April 10 - John Thompson reports - I went solo flying today. Nobody there but us chickens (see photo). Had a great session — got in a lot more flights than usual. Temp in the 60s, very light north breeze. Field mowed down for smooth landings. I flew the Scrub J and the Crossfire, several flights each. The other photo shows my stooge setup (the red toolbox holds down the board the stooge is mounted to).






Building projects and miscellaneous musings - March - April - continued

Mike Hazel reports - I put up a couple of flights on the zoot ranch. However, no chickens joined me.

Gene Pape reports - I've spent my spare time the last couple of weeks building these two Demons. Now I need to build a launcher for them.



The Demons were covered with laminating

film. This is probably my overall favorite material to cover with. It is dirt cheap, and very forgiving. Oregon Laminators is one source:

http://www.oregonlam.com/Laminating_Roll_Film_Lamination_Laminate_laminator_hot_co Id_1_core.html#1518500 . Get the 1.5 mil material. Further details at: <http://flyinglines.org/gp.col2.html> . Since I wrote that I have discovered that the spray adhesive is not required when covering wood structures. Just turn the iron all the way up.

Jim Corbett reports – Table repaired. Will stain/paint when the weather gets better and I remember to bring the paint to the field.



Coming Events

Northwest Fireballs, Western Oregon Control-Line Flyers, Eugene Prop Spinners and Roseburg area CL fliers present ...

Oregon flying fun!

May 2 Oregon Flying Fun No. 4, Can Do Ranch, Junction City, Ore. **CANCELED** because of the COVID -19 virus



Newsletter Editor
1618 Gilham Rd.
Eugene, OR 97401



April 2020

«FirstLast»
«Street»
«CityStZip»



Upcoming Model Activities

April 17-19 - Jim Walker Memorial Spring Tune-Up for Aerobatics, Carrier, Combat, Racing and Speed, Jim Walker Memorial CL Field, East Delta Park, Portland, Ore. **Postponed.**

May 2 - Oregon Flying Fun No. 4, Can Do Ranch, Junction City, Ore. Fly any kind of airplane for an entry into the flying raffle for prizes. Sponsored by Eugene Prop Spinners. **CANCELED.**

May 22-23-24 - Northwest Control-Line Regionals, Roseburg Regional Airport, Roseburg, Ore. Aerobatics, Combat, Navy Carrier, Racing, Scale, Speed.

Prop Spinner Club officers

Mike Denlis, President
Jim Corbett, VP, Secretary, Newsletter Editor
John Thompson, Treasurer
Gene Pape, Safety Officer

Where the Action Is: <http://flyinglines.org/Action.html> **Visit:** <http://flyinglines.org> web site.