

CFA

NEWSLETTER

SPRING 2019



“VIEW FROM ‘THE CHAIR’”



Welcome to this small but packed CFA Newsletter. Here we are almost the start of 2019, another season.

We have I believe the earliest start to the season with our first competition on the Sunday 10/3/19, preceded on the Saturday 9/3/19 by an F2E competition and F2D practice and try out at Buckminster, the BMFA National Flying Centre.

These F2E fun competitions and F2D practise and try out days have been organised in conjunction with the F2D group of flyers and the CFA, they are to run on every Saturday prior to the Vintage competitions on the Sundays at the BMFA NFC and are meant to be fun with a serious twist.

Some of you will be aware that F2D is struggling in this country due to lack of interested pilots, so in combining these weekends will have give those of you that fancy giving it a go joining in with the activities. F2E is the stepping stone to F2D, so if you come along and try F2E and enjoy it you can also have a go at F2D as well.

The F2D pilots will have old gear, ie. models & motors for F2E & F2D for you to try out.

The format for the first weekend Saturday 9/3/19 will be as follows. Entry will be your NFC flying cost (£8) for the day plus a couple of quid for Streamers, so just £10 for a competition. I will take entries and Centre Marshall, so, any model with a 2.5cc Diesel on suction with a 190mm prop (or Bigger prop) or any model with a Fora Junior running any commercially available thermoplastic prop, or any vintage legal model/motor combination.

That means you can use your Vertigos, 5th Revs and Sequis (with the right engines) if you want. Pretty much anything you want.

Format will be losers round then straight knock-out. everyone gets at least two flights. Bout scoring will be basically, count cuts and air time then do the maths at the end.

What's not to like ?





So then on to the Vintage season for 2019 We will be having Pilots Briefings before the start of every meeting, these briefings will take place at 09:45 prompt with a view to start engines at 10:00 and the first round of competition will start at 10:30 prompt.

Pilots briefing will be short and sweet and outlining any on-site issues that you need to know about. Information about first aid, health and safety, & general do's and dont's.

Health and safety is an issue with everyone lately, not just us and, it is something that we all must take a part in and understand. The responsibility for maintaining our sport in the manner we all enjoy, is in our hands. The instance that causes someone else to look into what we do, is the instance it changes what we do and, enjoy.

Pre entry will be operating again, this was successful last year and enabled us to do the first round draw in advance, saves us time on the the day and enables us to get those important early first round starts. You can of course also enter on the day.

Of course I have to mention the rule change to the draw, voted in at the AGM last year. After the first round and losers round, the subsequent round draws "WILL BE COMPLETELY RANDOM" there will be no exception, so please everyone, be prepared to fly your team / club mates/preferred pit man etc.

So there you have it. Here's to another prosperous year for Vintage, F2E & F2D.

See you in the centre. Tony Cookson. CFA Chairman

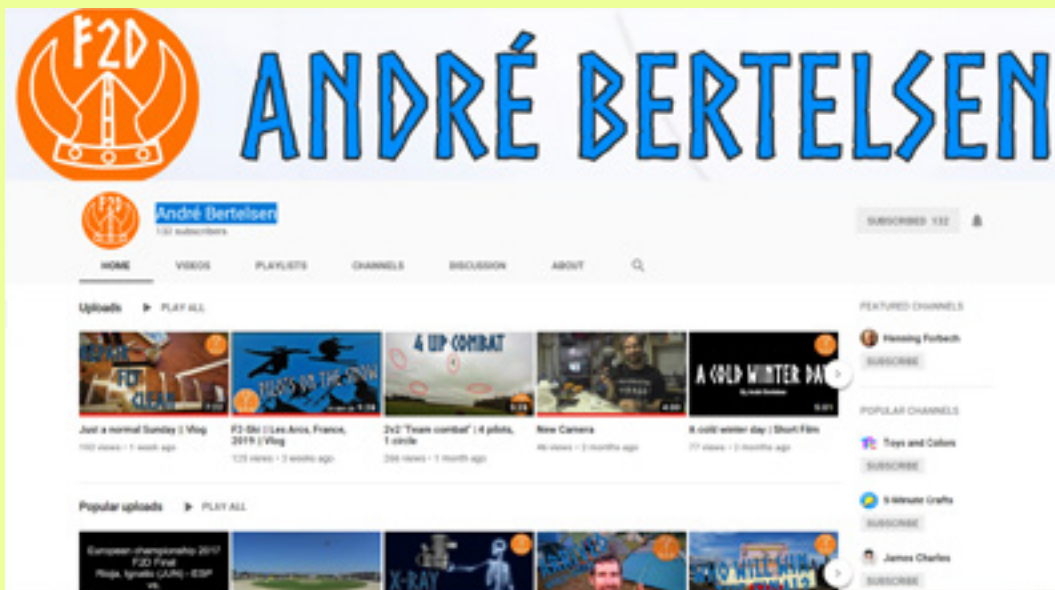


NEWS

Nothing on TV these days is there!?

Have a look at André Bertelsen's YouTube Channel, hours of professional vlogging, all about combat with clear, informative, fun and interesting Content!

https://www.youtube.com/channel/UCO_dryy-cbtkzpbhBZbyvGA




F2E!

This year there will be more F2E flown, mainly on Saturdays before Vintage competitions. Keep an eye out on Facebook.

F2E is a totally underrated class of combat, infact some would say that it's actually one of the best classes. Hopefully by providing competitions it will reignite interest in this class and provide a good stepping stone into F2D or just sharpen up for Vintage!


Where to get models from?

All the major manufacturers of F2D models make F2E models OR Hobbits Hobbies are making F2E model kits, see the Facebook page for details.



Hobbins Hobbies

This manufacturer of kits and models keeps going from strength to strength, Tim now has a range of stunters of various sizes and types. Keep an eye on Hobbins Hobbies Facebook page.



Hi, technohobbywest have a few recent and new developments, so here we go with relevant details.



K12/15 - A new batch has been made, and contain some improvements intended for the Combat users, but also enhance British Good-year as follows, the prop driver now is made to protect the front bearing from dirt and errant streamer string, and there has been some slight shaping of the piston, these engines are available in a limited number at £198 which includes shipping from Ukraine.

K12/19 - We have done some design re appraisal from the first batch, to reduce the tolerance stack-up from manufacturing, the way they were designed and manufactured allowed some dimension variances, so we have produced some test engines, which have improved performance, a new batch to the latest design are under manufacture now, and we have ordered a new batch of the latest top ends, which are a flanged liner, piston, conrod and a new cylinder jacket with combined head, these will be available within the next short time and can be retrofitted to the original crank case. Price of the upgrade to follow and new latest spec engines will be available in the near future, price for the new engine is £198 again includes postage. Both 15 and 19 can be ordered from Ed Needham at the-needhamso1@sky.com

New production upgraded Fora 36 Fast Combat. We have commissioned a batch, these will have a strengthened crankcase, the engine will have Swiss bearings, it can also be ordered with Ceramic bearings at extra cost, and the run is limited to 50 pieces, we also have some spare crankcases on order for those with original broken cases. Order please from Mark Greenwood at thechnohobbywest@gmail.com, engines are £200.

Cyclon jak - We are also having a batch of these made by Profi, they will be an improvement on the original engines, they will be DIESEL only and there is a head spanner also available at a small additional cost. Price will be £178 including postage, and these can be ordered from Ed Needham, Mark or myself, a deposit of 50% is required. The new designation is THK-09 for this engine.

All the usual equipment will again be available from THW, give Mark or myself a call to discuss.



CFA are having decals and badges made for promotional purposes, these will be available to all costs TBC.



HOW TO DYE WHITE RIPSTOP NYLON A DIFFERENT COLOUR - NICK STOWE



A couple of colours that seem to be popular of late are Fluorescent Yellow, and Orange. To do this you will need to acquire some lightweight Ripstop nylon from 'English Seadogs.co.uk' who are sellers on ebay.co.uk.

<https://www.ebay.co.uk/itm/5m-WHITE-PARACHUTE-RIPSTOP-NYLON-PARA-MILITARY-CLOTH-FABRIC-MATERIAL-TOUGH-R150/381081262919?epid=1288683844&hash=item58ba369b47:g:vAIAOSw7T-hUhJIW:rk:2:pf:0>

Their standard 35g/m² White is idea for this purpose. Request the 'Uncalendared' type, as it's not shiny, and hence is porous, and lends itself better to dope absorption, necessary in the shrinking of the fabric. It's obtainable in 5 m, and 10 m lengths, and is usually 165 cm wide.



The Florescent dye is obtainable from www.fastcolours.com

<https://www.fastcolours.com/fluorescents-161-c.asp>

<https://www.fastcolours.com/acid-dyes-for-wool-nylon--silk-353-c.asp>

Rob McPhee of the Technical Support is very helpful. The Fluorescent Dyes is 'Ebest Fluorescent Yellow 8GX'. The Fluorescent Orange has to be made by mixing their Acid Dye - 'Ebest Rhodamine BN' with it. I used equal parts of each to achieve the colour shown above drying.

Craft Amber Acid Dyes, are obtained from www.ebay.co.uk :-

<https://www.ebay.co.uk/itm/Acid-Milling-Dye-25g-Packet-for-Wool-Silk-Nylon-Feathers/162517755885?epid=788465772&hash=item25d6d027ed:m:mQFkiAXDs0TG933aaH3hVug:rk:3:pf:0>



Device 73

66136



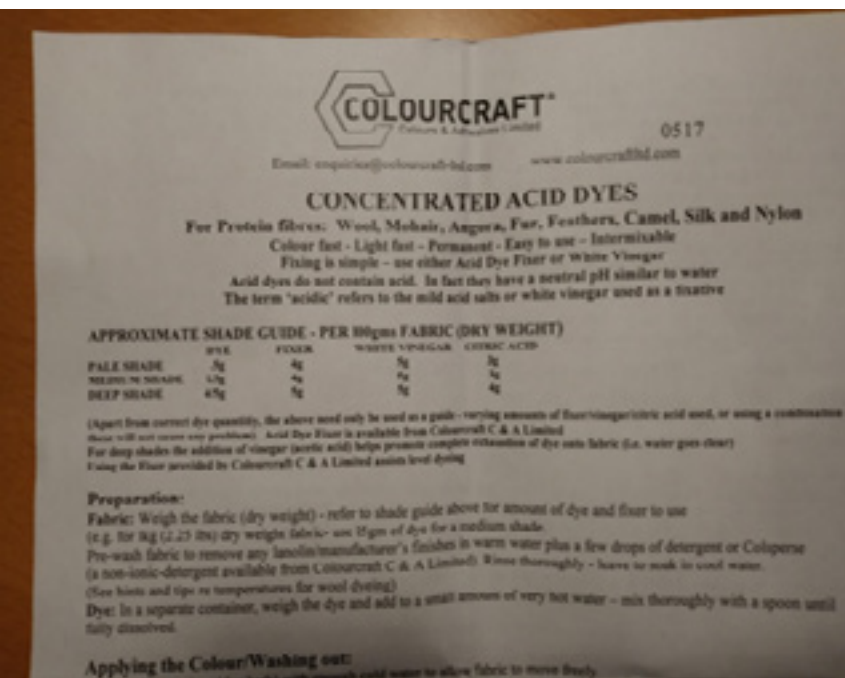
Regarding the best vessel to do the dying. Go to www.eBay.co.uk and purchase a large 12" diameter Saucepan. These are obtainable in 5, 7 & 10 Litre sizes and are deep as 11" (10 Litre one).

<https://www.ebay.co.uk/itm/Stainless-Steel-Deep-Stock-Pot-Soup-Saucepan-Casserole-Catering-Pan-with-Lid/132436330737?hash=item1ed5d208f1:m:mc-4rzyvDBqgBTUbc3nMEVQ:rk:1:pf:0&var=431779394082>

The process for actual dying is quiet straight forward: -

Weight the amount of nylon you want to dye. For example, 3m x 165 cm of 35/m² White Ex-Parachute Rip-stop nylon came to 240 g.

Then I followed the instruction on how much dye to use. They (Amber Crafty) recommended for 100g/m² dry fabric: -



For 3m x 165cm of white ripstop nylon I weighting in at 240g I used 12g of Dye powder, add to the empty saucepan, followed by 4 litres of Boiling water i.e. a full electric kettle's worth. Turning the gas on, and get it to simmer stirring every once in a while.

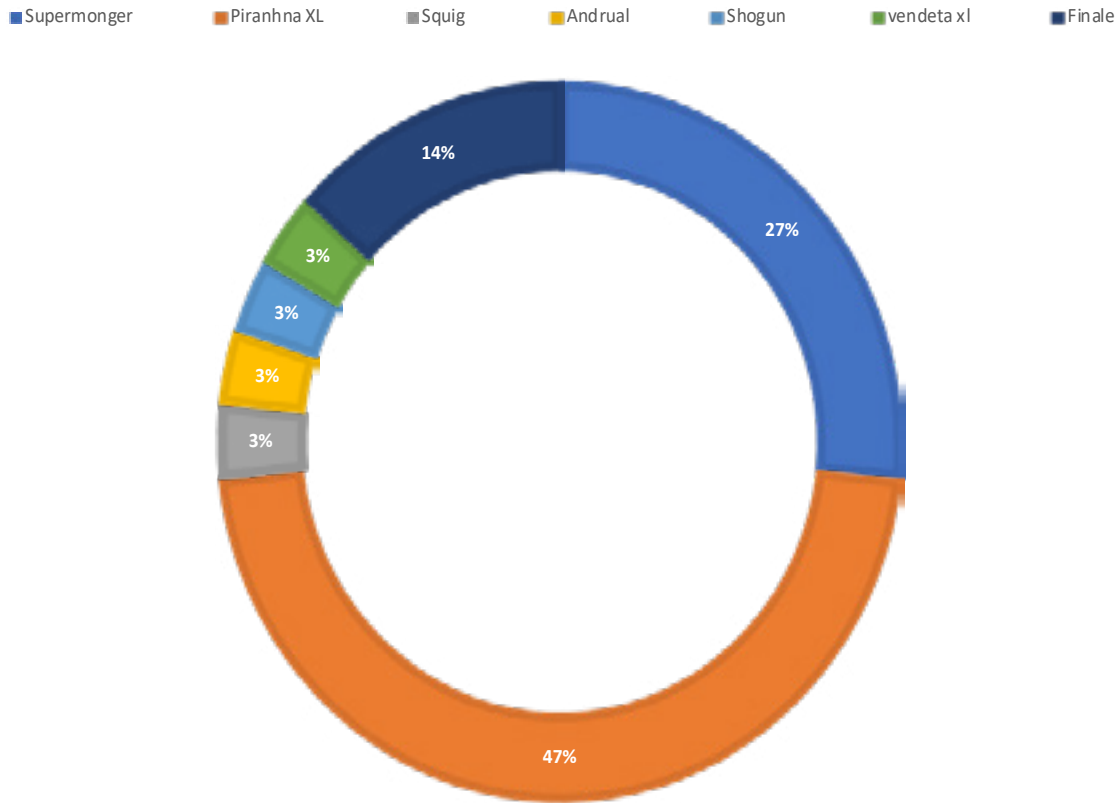
The 50 cc of Distilled Malt Vinegar is added once all the dye has dissolved. You will notice a slight darkening of the colour once it goes in. This is important to ensure blotching doesn't occur. Simmer for 15 – 20 minutes. Let cool then keep in a 2-litre washed out Plastic milk Bottle, or tip down the sink.

COMBAT SURVEY 2018 - MIKE WALLER

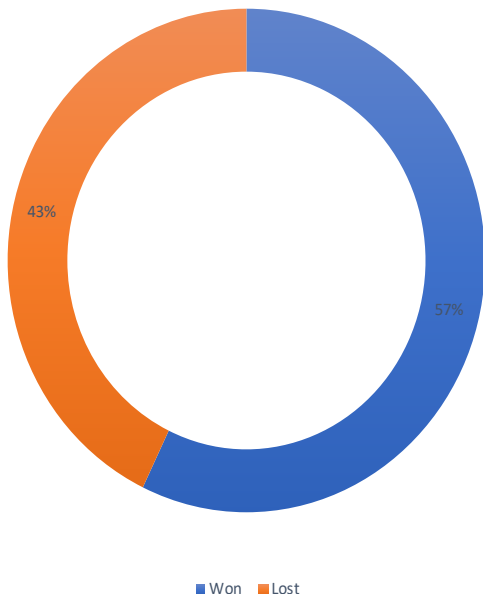
Originally I intended to carry out a survey at the Nationals but the weather stopped me doing this. The CFA thought that it would give people an idea of which models and engines were used. This survey was very short and we intend to carry out a bigger, more com-

prehensive survey in 2019. The survey was carried out over 1st, losers and 2nd round at Buckminster October 2018 competition (circle 1) and incorporated 15 bouts. As such the results should be taken with a **'pinch of salt'**!

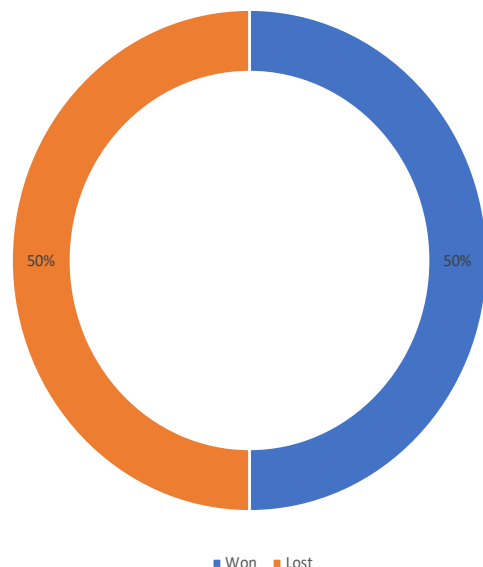
MODELS USED IN 15 BOUTS



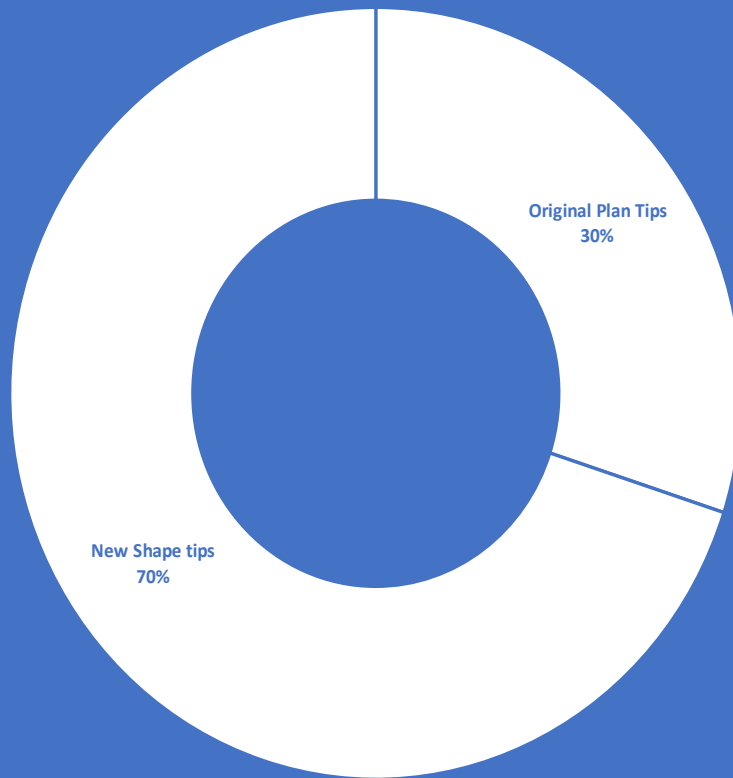
Piranha XL Win/Lose Ratio



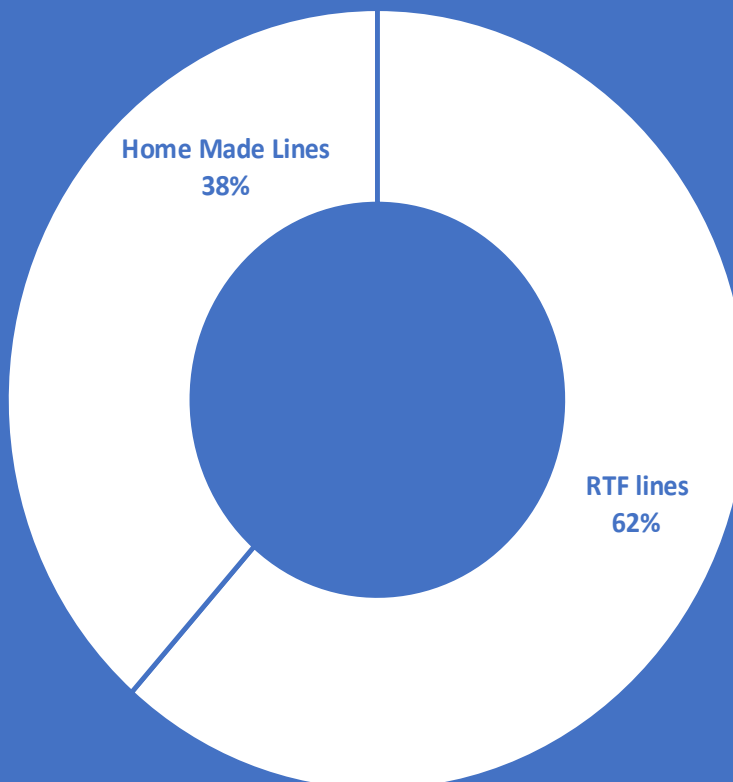
Supermonger Win/Lose Ratio



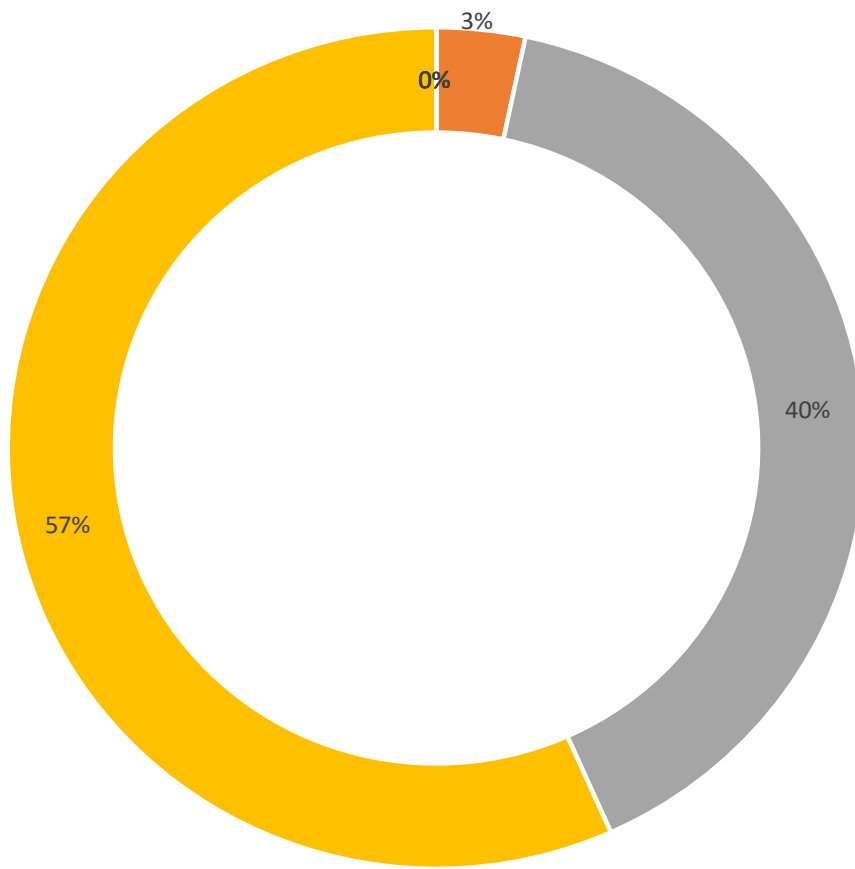
TIP SHAPE IN 5 BOUTS



LINE HOME MADE/RTF RATIO



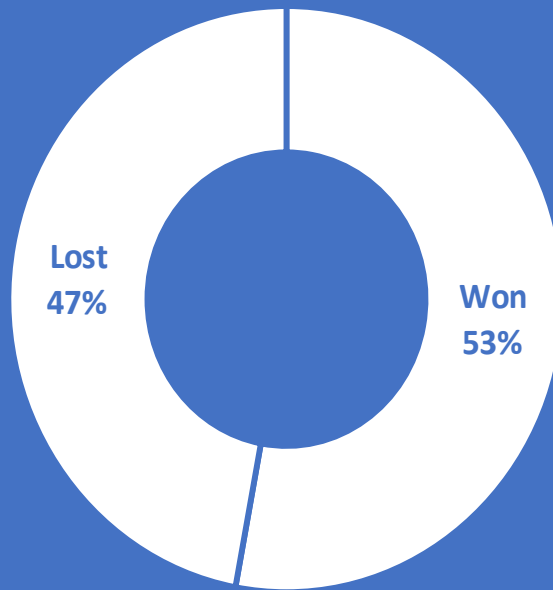
Engines Used Over 15 Bouts



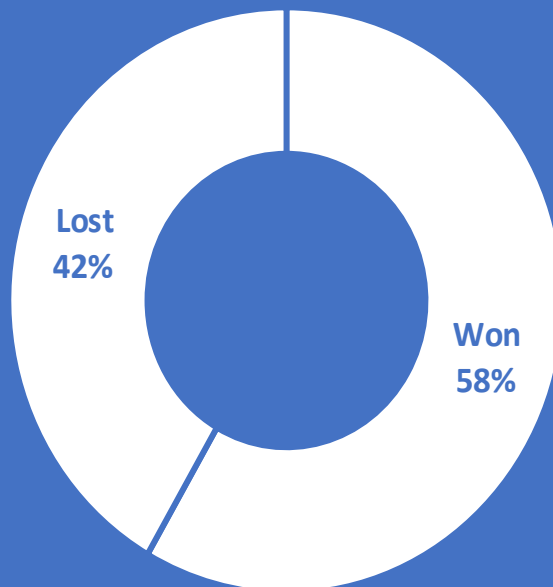
■ K12/19 ■ FORA ■ T4 ■ Rothwell ■ PAW ■ JO ■ Other



ROTHWELL WIN/LOSE RATIO



T4 WIN/LOSE RATIO



Hope you found that interesting, we need to get a much bigger sample in 2019 which should show a bigger picture of what people are using and what is bringing people wins. Although a good model/engine combination in experienced hands is always going to bring success!

GENERAL NOTE TO ALL COMPETITORS

Notice to all competitors this year please read the following notice from the BMFA.

2.3.5 Liability

Neither the BMFA nor the owners of any flying ground where contests are held shall be held responsible for damage of any kind done to, or by, models and/or their operators.

Competitors, by entering a contest, thereby agree to indemnify the BMFA from any legal liability arising from their actions (including those of their helpers, proxies, assistants or guests) whilst participating in such a contest.

2.3.6 Compliance with Rules

A competitor, by entering any contest, thereby agrees that he is bound by the regulations contained herein and any special rules issued prior to the commencement of the contest as long as these special rules have been published along with the announcement of the contest in the BMFA Contest Calendar (see also 2.3.4).

2.3.7 Anti Doping

The BMFA complies with the Anti-Doping Rules of the Royal Aero Club which are the UK Anti-Doping Rules and the FAI Anti-Doping Rules.

Currently there are no BMFA sanctions against any flier in BMFA competitions who is tested and has an adverse analytical result. However, competitors are advised that an adverse analytical result could affect their eligibility for international competition.

It is incumbent on any competitor in BMFA competitions and for team managers and support staff to be aware of the anti-doping rules.

2.3.8 Exclusion from a BMFA Event

Any competitor who, in the opinion of the Contest Director, is guilty of unsporting behaviour shall be liable to a verbal warning (yellow card). Further occurrences of unsporting behaviour during the event may lead to exclusion from the event (red card). Situations resulting in verbal warnings or exclusions shall be reported to the BMFA Competition Secretary.

www.aerohobby.ca

YMS F2D

Recently there has been a shift to promote F2D in the UK and bring some flying to Buckminster. This move is a positive step to encourage flyers from vintage to fly F2D, there are already several people interested. I did fly F2D for a few years before I switched back to Vintage, but the bug is biting again and to help positively promote F2D I decided I would dust off some old models and get some supplies.

I did get a lot of stuff from YMS, run by Yaroslav Melnikov from Canada, but I was surprised how much custom made F2D equipment he now sold. You can custom your engines to various colours

and some of the equipment can be used in Vintage combat. A quick email and Pay Pal (no need for Western Union) and my order was on its way, only took 1 week to turn up.


Some of the things you will find in his store are: lines (custom made if required), props, shut offs, covering material, F2D tanks, engines, engine mounts, different types of horns (including sexy coloured ones!), models and lots of other stuff. Here are some photos of Yaro's products.

Mike Waller



An F2D model with custom shut off, prop, mounts, bolts and streamer hook, all made by YMS. If you like tarty gear like me then stuff like this will make you happy! Apart from being colourful, the gear is well thought out and high quality.

Check out YMS facebook page: <https://www.facebook.com/groups/890090507701141>



Custom tuned F2D engines. YMS spec...

The motor is based on FORA 2012 case. Selected material, premium bearings, fine crankshaft balancing, special fits and clearances make FORA-YMS F2D the best at the market within that price range/performance ratio. The engine comes with FORA-YMS special coated head button and head retainer.

Yaro has looked at every part of his F2D models, here are his custom made models, the detail of this model is extreme and shows his deication to F2D.



Aluminium CNC-made bladder fitting, straight.

Yaro Says: YMS (official registered trademark in Canada as YM Systems) is on-line store, focused on distribution, retails, manufacturing and services with outlet store at www.aerohobby.ca
Supported C/L combat classes: F2D, 1/2A, Speed Limit.

What YMS makes:

0.46mm super strong 7 strands control lines for F2B and F2D combat (back orders only)

0.43mm F2D lines are made under YMS brand name

Motor mounts (F2D, Speed Limit, some other mounts suitable for diesel combat)

Models hardware (Adjustable horns, aluminum bellcranks)

CNC made hooks (Muffler holders, streamer hooks, etc, 9 types of hooks total)

Aluminum swing arm shut-off

Engines components (Venturies, fuel spray bar assemblies, F2D prop nuts)

Last year the business expanded to F2D, Speed Limit and 1/2A engines fine-tune. Supported brands: FORA, Master Motors. YMS is the only store sells fancy high performance bearings with Teflon cage and they are at very affordable price too.

All other stuff like models, materials, tools, plugs, etc is sold in the store too, but it's not the strongest side as they are made elsewhere. As for the models I normally make prototypes and they are just replicated, I don't make them here as it's too expensive.



Yaro the man behind YMS winning Can Am Cup 2018



Injection moulded line reels, with some unique features make the reels a little different from what else is around.



Bellcranks in different colours!



YMS took over the manufacturing of the popular swing arm shut off, these attach easily to models with one bolt and self arm when flying, again available in different colours to suit your models or mood!




YMS sells a very comprehensive range of propellers, these are called top notch F2D props which the tips are extra reinforced with thin carbon cloth for extra durability.



Yaro's Daughter is a keen helper with her dads model flying.

There is a range of different types of RTF line and I have been using them for a long time for Vintage and F2D. You can even order custom lengths.

Below shows the adjustable control horns, very strong with very fine adjustment.



A good range of mounts both suitable for F2D and F2E, nice colours to add a bit of colour and protection.



COOL WALL





FIRST-AID

Please can all members take a few minutes to watch these films on basic CPR and how to use our defibrillator.



PROVISIONAL DATES 2019

Draft 3 - 27/11/18 **CFA Competition Calendar 2019**

Saturdays at Buckminster are practise and competitions days for F2D & F2E

See Notes on Page Two

Sat/Sun 9/10th March - Buckminster (F2D/F2E/Vintage)

Sat/Sun 13/14th April - Buckminster (F2D/F2E/Vintage)

Sunday 12th May - Old Warden (Vintage)

Monday 27th May - Darley Moor (Bank Holiday) (F2D/F2E/Vintage)

Sunday 23rd June - Bristol (Vintage)

Sunday 30th June - Darley Moor (Vintage)

Sunday 14th July - Old Warden (Jack Marsh Oliver)

Sat/Sun 3/4th August - Buckminster (F2D/F2E/Vintage)

24/25/26th August - BMFA Nationals Barkston Heath (TBC) (All Classes)

Sat/Sun 7/8th September - Buckminster (F2D/F2E/Vintage)

Sunday 22nd September - Old Warden (John Oliver Trophy)

Sat/Sun 5/6th Oct - Buckminster (F2B on Sunday) (F2D/F2E/Vintage)

SUPPLIERS

Supplier	Contact details	Comments
Poundland	Local high street	Inexpensive glue, clamps, After Eight Mints etc.
Skycraft	www.sky-craft.co.uk/	Dope, thinners, Diatex
Ebay	www.ebay.co.uk	Bike spokes, link clips, glue, old engines, all sorts!
Bucks Composite	www.bucks-composites.com/	Glue, glass fibre, high grade epoxy, carbon fibre
Permagrit	www.permagrit.com/	Sanding blocks
Slec	www.slecuk.com	Balsa, ply, glue, modelling knives, control line comonents etc.
Model Technics	www.modeltechnics.com	Fuel
Balsa Cabin	www.balsacabin.co.uk/	Balsa wood, Contest grade Balsa wood, covering, glue
Southern Model Craft	www.southernmodelcraft.co.uk/	Fuel
Pegasus Models	www.pegasusmodels.co.uk	Koverall
Bic Pens	Local high street	Doke Tube
Ripmax	ripmax.com	Silicone Tube for dock tube
Cornwall Boat Supplies	www.cornwallmodelboats.co.uk	Lead out wire
Parra	www.control-line.eu	Combat supplier, T3/4 engines
PAW	eifflaender.com	Combat engines

SMC	www.sussex-model-centre.co.uk	Model shop, covering, CL models, glue etc.
Hyperflight	www.hyperflight.co.uk	Carbon fibre tube
Zazzle	www.zazzle.co.uk	Cool tissue paper (takes dope) to make models tarty.
Yuvenko & CO	yuvenko-combat.com	F2D and f2E models
YMS	aerohobby.ca	Combat suppliers, models, lines, CNC bellcrants, horns - loads of stuff



We can supply you with any product from FORA and PROFI and anything from the Technohobby website.

Special end of season clearances offers :- FORA F2D Engine £175 limited availability

Have your FORA Junior stripped, cleaned and serviced for £15 (any spares needed extra), send to Mark Greenwood!

Arriving very shortly 2.5cc and 19 Combat " K12 " engines, for Oliver and Vintage combat £180

Taipan 8 x 4 Nylon props for FORA Juniors for 2018 season £3 each, 7 x 4

If you want a free advert in this News-
letter please contact Mike Waller -
Note: must be combat related and able
to serve UK customers. Thanks.

Mick Lewis Kits and Combat Supplies

For Sale - Part Kits

Anduril 69 £12

Supermonger £14

Piranha XL £14

Plans @ £3 each (specific to these kits)

Leading Edges @ £4 each

8x6 RAM props @ £2 each

7x6 Taipan Props (white nylon) £2 each

All plus p&p or see me at comps. Mick Lewis - combatflyers@talktalk.net



Anduril 69



Piranha XL



Supermonger




hobbins hobbies

Email tim.hobbins@gmail.com


Call/text 07940 730202

Combat Model Kits, see list	£22.00
Flite Streak 42" Profile for .19 to .35	£50.00
Stablemate 40" Profile Stunt for .25-.29's	£45.00
Peacemaker 36.5" Profile stunt kit	£45.00
Talisman XL 36.5" Profile stunt kit	£45.00
Ringmaster Junior Profile stunt 1.5cc	£45.00
Tanks Available 35cc 50cc and 70cc	£10.00

Coming in March, Midi Slow by Dave Clarkson and Eclipse, Australian slow combat model,




Models F2E "Ras-tenis" DIESEL 2.5cc with metal tank spars fiberglass, foam EPP, carbon elevator





Model F2E Andrej Beljaev wooden DIESEL 2.5cc with metal tank




Model F2E Wakker-man wooden DIESEL 2.5cc with metal tank





Models F2E Trifonov wooden DIESEL 2.5cc with metal tank





Models F2E Trifonov carbon DIESEL 2.5cc with metal tank



Models F2E Trifonov wooden DIESEL 2.5cc with metal tank



Model F2D "Trifonov" carbon




Models F2D "Trifonov" fiberglass, foam epp



Models F2D "Ras-tenis" wooden




Models F2D wooden



Models F2D with integral elevator and carbon trailing edge + full kevlar wrapping



Models F2D Andrej Beljaev with carbon trailing edge and full kevlar wrapping



Shut off, a pod or a carbon rod. can be installed on any models

YUVENKO & CO
AEROMODEL PRODUCTION
yuvenko-combat.com

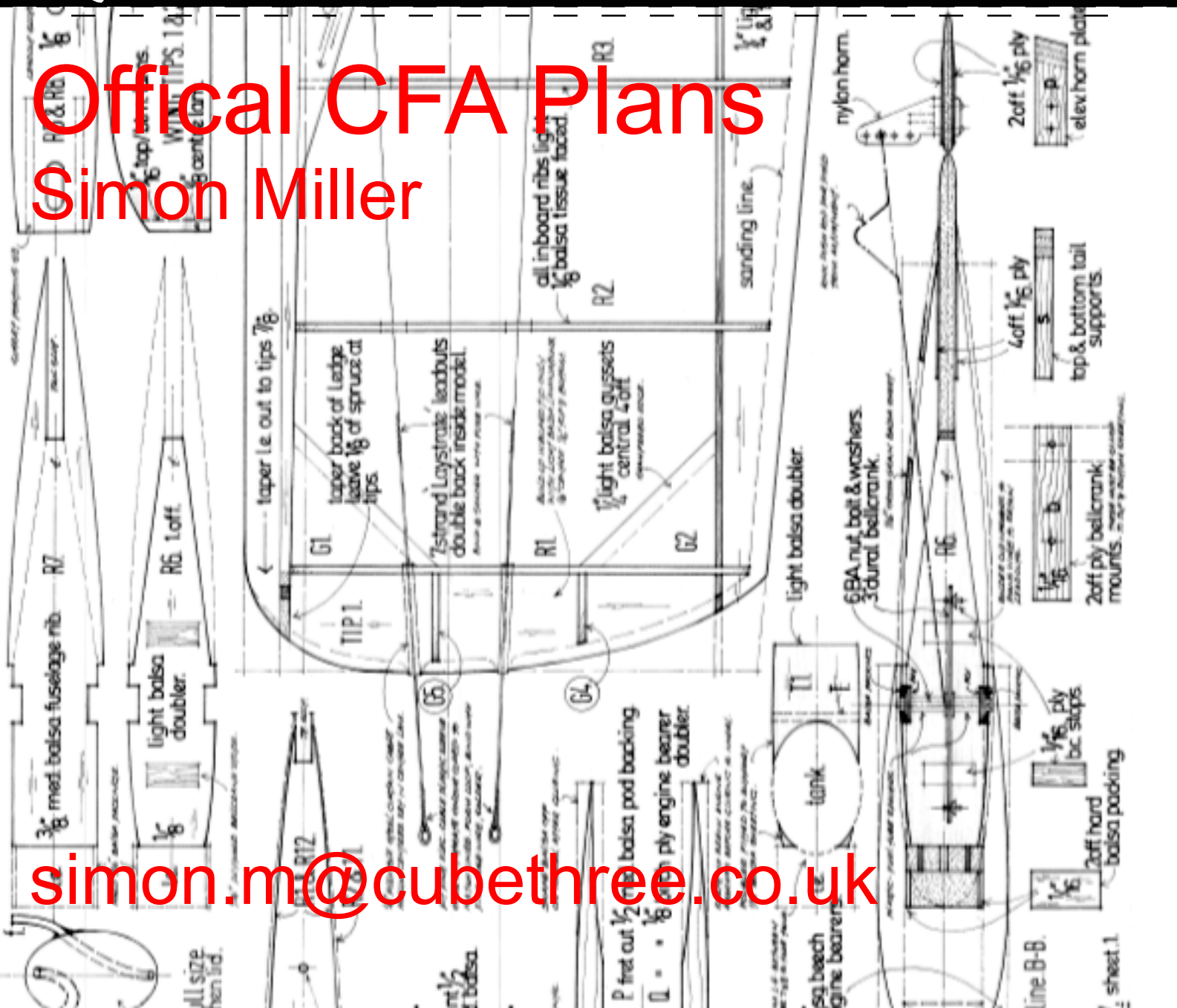
CFA Models

Performance Laser Cut Vintage Combat Models, Tanks, Bellecranks, Lines, Horns, Pushrods, Pods, Covering and Stuff - ask for Mike or Steve Waller



Only for sale at competitions

Official CFA Plans Simon Miller



simon.m@cubethree.co.uk

